

THE SCHOOL DISTRICT OF OSCEOLA COUNTY, FLORIDA

817 Bill Beck Boulevard • Kissimmee • Florida 34744-4492
Phone: 407-870-4600 • Fax: 407-870-4010 • www.osceolaschools.net

SCHOOL BOARD MEMBERS

- District 1 – Teresa “Terry” Castillo
407-577-5022
- District 2 – Kelvin Soto – Vice Chair
407-870-4009
- District 3 – Tim Weisheyer
407-361-0235
- District 4 – Clarence Thacker – Chair
407-870-4009
- District 5 – Ricky Booth
407-870-4009



Superintendent of Schools
Dr. Debra P. Pace

Agenda

Business Advisory Board Meeting

Bill Collins Conference Room

Administrative Complex
817 Bill Beck Boulevard
Kissimmee, Florida

Wednesday, February 27, 2019

7:30 A.M.

1. Approve Minutes of January 23, 2019
2. Review Impact Fee & Sales Tax Report
3. Budget Update
4. Facilities Update
5. Next regular meeting: Wednesday, March 27, 2019
@ 7:30 a.m. in the Bill Collins Conference Room

BUSINESS ADVISORY BOARD MINUTES
JANUARY 23, 2019

Members Present: Robert Bass, Shawn Hindle, Grant Lacerte, Charlie Rogers, Mel Welch, & Clyde Wells
Others/Guests: Sarah Graber, Marc Clinch, Mark Lockard, Randy Shuttera, Rhonda Blake, Maribel Vallellanes, & Luz Skerrett

Chairman Charlie Rogers called the meeting to order.

Introductions

- Sarah Graber updated the board on Mr. Charlie Rogers’ renewal application, which was approved by the School Board at the January 15, 2018 School Board Meeting. Mr. Welch made the motion to add the annual election of a BAB Chair and Vice Chair to today’s agenda. The Business Advisory Board voted on Mr. Rogers as Chair and Mr. Welch as Vice-Chair. The motion passed with all ayes.
- **Minutes**
The minutes from the December 12, 2018 meeting were approved with all ayes.
- **Impact Fee and Sales Tax Reports**
Ms. Vallellanes reviewed the Impact Fee & Sales Tax Reports as of November 30, 2018.

Impact Fee Revenues

Collections **\$31.6M**

Impact Fee Expenditures

Approx. **\$14.8M**

Majority for Middle AA-Harmony Area, Toho High, and Neo City Academy.

Impact Fee Credits

Approx. **\$2.6M** outstanding (Avatar & Flora Ridge EFBD) Decrease

Infrastructure Sales Surtax Revenue

Collections approx. **\$6.4M**

Previous year increase of **\$394,000**

Infrastructure Sales Surtax Expenditures (1/4 cent)

Approx. **\$952,000** spent for FYTD

Majority in Otech Remodeling

School Capital Outlay Surtax Revenue

FYTD Collections **\$12.8M**

Previous year increase of **\$852,000**

School Capital Outlay Surtax Expenditures (1/2 cent)

FYTD Expenditures approx.: **\$14.9M**

Majority for Debt Service and Comprehensive Renovations

There was a discussion regarding revising and adjusting this year’s Impact Fee Revenue projections. Mr. Shawn Hindle made a motion to increase the projection from **\$41.9M** to **\$48M**. The motions passed with all ayes. The BAB plans to discuss impact fee projections for the next 5-year budget during the March 27, 2019 BAB Meeting.

Mr. Mel Welch brought up discussion on the County adding another penny sales tax to the 2020 ballot.

Mr. Bass provided information on the Year-to-Date Sales and Inventory Report from My Florida Regional MLS.

- **Budget Update**
Ms. Graber updated the board on the \$11.9M shortfall the district will face due to the District’s coming in under projection by 1,800 students. She stated the district is preparing, planning, and looking into savings opportunities due to this budget shortfall and in preparation for next year’s budget. Ms. Graber also discussed the District’s concern moving forward with funding for SRO’s. She also stated that the District’s health insurance committee is collaborating to find solutions to the rising healthcare costs.
- **Planning Department Update**
Ms. Rhonda Blake provided an update on expected new housing developments.

BUSINESS ADVISORY BOARD MINUTES
JANUARY 23, 2019

- **Facilities Update**

Mr. Clinch & Mr. Lockard presented and reviewed various Facilities and Maintenance projects. There was a discussion regarding concerns with Gateway High School's comprehensive renovation and Mr. Clinch went over the soft opening scheduled for Michigan Avenue Elementary during Spring Break 2019 and provided an update on the progress of NeoCity Academy. Mr. Clinch invited the BAB members to the next Facilities School Board Workshop, scheduled for February 5, 2019 at 4 pm.

BAB Meeting Dates

The Business Advisory Board has agreed to meet the 4th Wednesday of every month for their monthly meeting. The Board stated there would be no November meeting due to the holiday schedule. **The next meeting will be held on Wednesday, February 27, 2019 @ 7:30 a.m. in the Bill Collins Conference Room.**

**SDOC Business Advisory Board
Impact Fee Revenue
For the period ending 12/31/2018**

Impact Fee Revenue: Current and Three-Year History	Fiscal Year						
	2015 - 2016		2016 - 2017		2017 - 2018		2018 - 2019
	Revenue	Units	Revenue	Units*	Revenue	Units*	Revenue
MONTH							
July	\$ 2,168,067	259	\$ 2,474,886	253	\$ 3,197,541	375	\$ 2,385,492
August	1,847,463	253	2,874,446	301	2,963,407	313	4,726,773
September	2,384,543	358	3,177,159	335	2,987,439	296	7,804,166
October	2,912,821	383	2,536,646	261	2,076,217	216	7,679,304
November	3,485,509	444	3,156,311	317	2,942,186	295	9,018,833
December	3,047,440	360	2,888,904	319	4,902,215	635	6,132,620
January	2,246,278	286	2,766,539	278	3,566,327	439	
February	2,862,805	343	3,495,023	390	1,180,911	118	
March	3,080,304	348	3,016,274	328	2,624,898	288	
April	3,080,131	336	4,526,549	595	3,044,872	328	
May	2,910,994	348	3,998,982	503	4,807,734	420	
June**	3,886,379	419	3,400,398	420	6,212,200	645	
TOTAL	\$ 33,912,735	4,137	\$ 38,312,117	4,300	\$ 40,505,947	4,368	\$ 37,747,189

Impact Fee Revenue Analysis	
For Fiscal Year Ending June 30, 2019	
Budget:	
Final Budget: Forecasted Revenue	\$ 41,923,654
BAB Recommended Adjustment 1/19	<u>6,076,346</u>
Adjusted Estimated Revenue - FY19	\$ 48,000,000

Educational Impact Fee Rates					
	Countywide			Short-Term Rental	
	Effective 8/1/2018	Prior to 8/1/2018	Increase (Decrease)	Effective 8/1/2018	Increase (Decrease)
Single Family Detached	\$ 11,823	\$ 10,147	\$ 1,676	\$ 6,264	\$ (3,883)
Townhomes	7,591	10,147	(2,556)	3,951	(6,196)
Multi-Family	11,362	6,048	5,314	7,033	985
Condominium	4,243	6,048	(1,805)	2,325	(3,723)
Mobile Home	7,672	5,973	1,699	7,672	1,699

*Number of Units as computed based on reports received by the City of Kissimmee, City of St. Cloud, and Osceola County

**Accrual

**SDOC Business Advisory Board
Impact Fee Expenditures
For the period ending 12/31/2018**

Impact Fee Expenditures: Current and Three-Year History		Fiscal Year		
PROJECT NAME	2015 - 2016	2016 - 2017	2017 - 2018	2018 - 2019
Debt Service	\$ 8,508,275	\$ 5,111,761	\$ -	\$ -
Other:				
Buses	498,235		849,052	850,948
Celebration Island Village				356
Celebration High School Wing Addition	76,815			
Celebration High School Space Reconfiguration		693,782		
Celebration K8 Space Reconfiguration	263,214			
Central Avenue Elementary Wing Addition				
Chestnut Elementary Space Reconfiguration	69,285			
Discovery Intermediate Space Reconfiguration	268,236	883,697	633,528	
Harmony High School Wing Addition	948,670	89,319		
Hickory Tree Elementary Wing Addition				
Horizon Middle School Space Reconfiguration	433,802			
Kissimmee Middle School Space Reconfiguration	552,434			
Land				
Middle AA - Harmony Area		720,742	7,502,242	11,110,666
NeoCity Academy			631,489	2,285,510
Poinciana High School Wing Addition		4,852,724	1,910,466	
Renovations				
Sunrise Elementary Space Reconfiguration	74,703			
Tohopekaliga High School	746,914	23,483,798	50,803,419	3,783,617
Westside K-8 Renovation		607,467	702,517	
Subtotal Other:	\$ 3,932,308	\$ 31,331,529	\$ 63,032,713	\$ 18,031,097
TOTAL	\$ 12,440,583	\$ 36,443,290	\$ 63,032,713	\$ 18,031,097

**SDOC Business Advisory Board
Outstanding Impact Fee Credits
For the period ending 12/31/2018**

Entity	Amount Issued	Redeemed	Balance
Avatar - Countywide	\$ 8,585,695	\$ 7,899,148	\$ 686,547
ICI - Flora Ridge EFBD	4,000,000	2,230,843	1,769,157
TOTAL	\$ 25,085,695	\$ 22,629,991	\$ 2,455,704

**SDOC Business Advisory Board
School Capital Outlay Surtax Revenue
For the period ending 12/31/2018**

Surtax Revenue: Current and History since inception	Fiscal Year		
	MONTH	2016 - 2017	2017 - 2018
July	-	\$ 2,859,082	\$ 3,247,344
August	-	2,194,580	2,362,698
September	-	2,154,461	2,107,519
October	-	2,664,318	2,906,958
November	-	2,083,815	2,183,394
December	-	2,206,964	2,252,301
January	-	3,339,209	
February	\$ 1,951,205	2,495,202	
March	2,014,520	2,066,220	
April	2,912,640	3,596,735	
May	2,222,938	2,354,643	
June*	2,049,228	2,207,039	
TOTAL	\$ 11,150,531	\$ 30,222,267	\$ 15,060,215

School Capital Surtax Analysis		
For Fiscal Year Ending June 30, 2019		
Budget:		
Final Budget: Forecasted Revenue	\$ 31,509,016	
BAB Recommended Adjustment	-	
Adjusted Estimated Revenue - FY19		\$ 31,509,016

*Accrual

**SDOC Business Advisory Board
Infrastructure Sales Surtax Revenue
For the period ending 12/31/2018**

Surtax Revenue: Current and Three-Year History	Fiscal Year			
MONTH	2015 - 2016	2016 - 2017	2017 - 2018	2018 - 2019
July	\$ 909,859	\$ 1,428,859	\$ 1,432,353	\$ 1,626,416
August	1,072,805	1,046,947	1,101,673	1,187,951
September	867,329	947,552	1,081,142	1,051,985
October	1,144,236	1,255,528	1,366,944	1,460,827
November	907,822	920,847	1,044,372	1,094,073
December	931,706	1,018,097	1,132,027	1,128,781
January	1,455,983	1,522,982	1,649,693	
February	969,344	987,974	1,248,395	
March	1,029,625	1,011,257	1,039,021	
April	1,558,745	1,583,680	1,799,463	
May	1,029,386	1,109,801	1,179,008	
June*	894,435	1,026,513	1,107,946	
TOTAL	\$ 12,771,275	\$ 13,860,037	\$ 15,182,037	\$ 7,550,033

Infrastructure Sales Surtax Analysis	
For Fiscal Year Ending June 30, 2019	
Budget:	
Final Budget: Forecasted Revenue	\$ 15,754,508
BAB Recommended Adjustment	-
Adjusted Estimated Revenue - FY19	\$ 15,754,508

*Accrual

SDOC Business Advisory Board
School Capital Outlay Surtax Expenditures (1/2 Cent)
For the period ending 12/31/2018

Type of Expenditure	Fiscal Year		
	2016-2017	2017-2018	2018-2019
Debt Service	\$ 136,948	\$ 2,117,995	\$ 5,910,900
Comprehensive Renovations:			
Denn John Middle School	20,694	1,318,044	2,041,126
Gateway High School			60,759
Michigan Avenue Elementary School	113,645	6,132,009	8,775,897
St. Cloud Middle School	24,503	11,319	302,233
Subtotal Comprehensive Renovations	\$ 158,842	\$ 7,461,372	\$ 11,180,015
Other maintenance & renovation projects:			
Carpet Replacements/Flooring:			
Celebration High School	\$ -	\$ 113,225	\$ -
Central Elementary School	199,992		
Cypress Elementary School	150,000		
Discovery Intermediate School			55,418
Gateway High School		56,883	
Harmony High School	134,345		
Hickory Tree Elementary School	175,762		
Horizon Middle School	57,471		
Narcoossee Middle School	85,119	25,400	
Neptune Middle School		325,215	
Pleasant Hill Elementary School		320,741	
Poinciana Academy of Fine Arts	152,325	94,691	
Reedy Creek Elementary School	273,427	343	
Ross E. Jeffries Campus			53,648
Ventura Elementary School	315,274		
Chiller Replacements:			
Celebration K-8 School	165,020	688,956	
Horizon Middle School	286,509	83,172	
Kissimmee Middle School	190,700	147,998	66,254
Liberty High School			78,200
Poinciana Academy of Fine Arts			12,490
Poinciana High School		96,113	3,920
HVAC Repairs/Replacements:			
Celebration High School		148,219	56,322
Celebration K-8 School			40,000
Discovery Intermediate School		281,578	
Harmony Community	23,497		
Hickory Tree Elementary School	14,455		
Kissimmee Elementary School		119,882	20,586
Kissimmee Middle School			66,487
Liberty High School			84,950
Narcoossee Middle School			100,827
Neptune Middle School		8,793	3,002
oTECH		7,482	53,333
Ross E. Jeffries Campus	8,840	6,040	
Fencing:			
Boggy Creek Elementary School		3,114	2,221
Celebration High School		740	833
Celebration K-8 School			16,926
Central Elementary School		2,807	3,608
Harmony Community School			33,086
Harmony High School		2,645	
Highlands Elementary		1,852	36,156
Horizon Middle School			16,820
Lakeview Elementary School		1,756	53

Type of Expenditure	2016-2017	2017-2018	2018-2019
Liberty High School	8,198		
Narcoossee Middle School		3,072	2,160
Neptune Middle School		48,596	
St. Cloud High School		10,900	107
Sunrise Elementary School		6,568	
Osceola County School for the Arts	19,245		
Ross E. Jeffries Campus			3,000
Westside K-8			36,355
Fire Alarms:			
Partin Settlement Elementary School	31,298		
Poinciana Academy of Fine Arts	7,015	23,776	
Painting and/or other repairs:			
Boggy Creek Elementary School	3,715		
Celebration High School			18,685
Celebration K-8 School	153,714	3,553	
Central Elementary School	35,120	55,858	
Chestnut Elementary School		22,930	
Cypress Elementary School		25,761	
Discovery Intermediate School		99,037	90,071
Flora Ridge Elementary School	29,806		
Gateway High School		12,971	757
Harmony Community School		39,935	
Harmony High School	247,400	66,648	
Hickory Tree Elementary School	17,133	72,440	21,668
Horizon Middle School	54,287	56,091	
Kissimme Elementary School		32,467	
Kissimmee Middle School	27,270	50,630	149,558
KOA Elementary		45,486	
Lakeview Elementary School	2,091	1,613	
Liberty High School	71,922	136,128	
Narcoossee Elementary School		44,500	
Narcoossee Middle School		129,279	18,077
Neptune Elementary School	50,269	33,755	
Neptune Middle School	33,559	8,700	
New Beginnings		24,187	
Osceola County School for the Arts			6,624
Parkway Middle School	5,224	22,905	
Partin Settlement Elementary School		1,649	
Pleasant Hill Elementary School		80,632	
Poinciana Academy of Fine Arts	46,424	23,284	
Reedy Creek Elementary School			32,012
Ross E. Jeffries Campus		6,495	
St. Cloud Elementary School	9,988	26,774	
Sunrise Elementary School		74,684	
Ventura Elementary School		123,984	
Parking Lot Resurface / Bus Loop / Concrete/Drainage:			
Boggy Creek Elementary School		80,052	
Chestnut Elementary		6,818	
Poinciana Elementary			19,655
Thacker Avenue Elementary			6,647
Transportation		93,864	
Renovations:			
Gateway High School	5,194	23,461	
Roofing/Gutters/Covered walkways:			
Celebration K-8 School	31,923	945,999	
Chestnut Elementary			107,400
Deerwood Elementary School	9,068	107,771	
Gateway High School		19,880	
Hickory Tree Elementary School		883	
Narcoossee Middle School			13,658
Sunrise Elementary School			98,820
Safety & Security Equipment		193,808	710,567
Security Modifications		129,378	
Technology Infrastructure	1,422,045	838,476	394,445
Subtotal Other	\$ 4,554,644	\$ 6,393,323	\$ 2,535,406
TOTAL	\$ 4,850,434	\$ 15,972,690	\$ 19,626,321

**SDOC Business Advisory Board
Infrastructure Sales Surtax Expenditures (1/4 Cent)
For the period ending 12/31/2018**

Sales Tax Expenditures: Current and Three Year History		Fiscal Year		
Type of Expenditure	2015-2016	2016-2017	2017-2018	2018-2019
Debt Service	\$ 6,881,502	\$ 6,938,488	\$ 6,529,728	\$ 406,604
Other:				
Athletic Facilities	\$ 366,452	\$ 10,665	\$ 6,939	\$ 889
Buildings	16,406	183,968	33,477	
Buses			1,970,730	114,952
Chiller Replacements		54,421	544,772	
Communications	1,370,450	4,355		
Land Purchase		3,400		
Remodeling	488,224	154,604	960,535	699,814
Renovations		5,926		
Rent/Purchase Portables	376,267			
Retrofit	1,224,623	162,942		
School Computers	6,130			
Site improvements				12,324
Technology			888	154,375
White Fleet			86,400	206,330
Subtotal Other:	\$ 3,848,552	\$ 580,281	\$ 3,603,741	\$ 1,188,684
TOTAL	\$ 10,730,054	\$ 7,518,769	\$ 10,133,469	\$ 1,595,288



Osceola School District

From Good to Great: Building a Legacy



February 27th, 2019

Business Advisory Board Meeting – Facilities Update



Agenda

I. Design & Construction Department Update

- A. Projects in Planning \$69,922,401
- B. Projects in Design \$70,395,451
- C. Projects in Construction \$231,004,791
- D. Current Program: \$371,322,643

E. Major Projects Update

- 1. Michigan Ave. ES
- 2. NeoCity Academy
- 3. Harmony MS
- 4. Denn John MS
- 5. St. Cloud MS





Projects in Planning

<u>Project</u>	<u>Budget</u>	<u>Proposed Opening</u>
Bellalago Chiller Enclosure	\$196,484	TBD
Hickory Tree Area ES	\$26,916,559	2022-2023
GWHS Comprehensive Renovation	TBD	TBD – Pending Castaldi
HTES Fencing Install	30,000	TBD
K-8 Kindred “AA”	\$42,779,358	2022-2023
TOTAL	\$69,922,401	



Projects in Design

<u>Project</u>	<u>Budget</u>	<u>Construction NTP</u>
Kitchen Generator (3 Projects)	\$1,408,305	3/14/2019
HRHS Parking Lot Repair	\$159,260	6/6/2019
PNHS Football Field Drainage	\$202,327	4/6/2019
SCMS Comprehensive	\$32,973,602	4/24/2019 – Early Package
Space Reconfigurations (5 Projects)	\$838,552	4/5/2019
EDUF Storage Shed	\$147,161	3/29/2019
DWES Parking Area	\$366,194	4/8/2019
oTECH Parking Lot	\$488,333	TBD
Kitchen Serving Lines, VNES & CYES	\$3,565,816	5/1 & 3/62019
FCCS Covered PE Structure	External Funding	3/25/2019
PSES Replace Exterior Doors	\$265,559	2/18/2019
Celebration Island Area ES (ES-A)	\$25,380,061	8/1/2019
PNHS Gutter Replacement	\$114,156	3/15/2019
PNHS CEP Project	\$2,963,864	4/18/2019
NPMS Rear Bus Loop	\$500,000	TBD – On hold
Misc. Cyclical (3 Projects), CK8S, HRHS & NCES	<u>In Process</u>	Misc. Dates
TOTAL	\$70,395,451	



Projects in Construction

<u>Project</u>	<u>Budget</u>	<u>Substantial Completion Date</u>
HRMS Sidewalk Connector	\$133,000	TBD
Kitchen Serving Lines, NCMS & ZENP	\$3,545,595	7/30/2019
MAES Comprehensive	\$31,186,354	8/1/2019 – Project Substantial
DJMS Comprehensive	\$43,085,803	12/17/2019 – Project Substantial
LBHS Site Traffic	\$903,355	3/18/2019
Cafeteria Décor, CAES, HLES & KMES	\$225,000	8/2/2019
HZMS Wall Divider	\$470,626	3/22/2019
oTECH St Cloud Diesel/Construction	\$1,585,014	10/26/2018
oTECH W Cosmetology Lab	\$52,092	4/17/2019
Maintenance Bldg Renovation	\$970,000	5/17/2019
NeoCity Academy	\$18,000,000	7/15/2019
PWMS Lighting/HVAC	\$437,931	10/15/2018
OCSA Generator	\$90,793	2/21/2019
Safety/Security (8 Projects)	\$332,043	Misc. Dates
PWMS Ext. Lighting/Locker Rooms/HVAC	\$437,932	10/6/2018
Tohopekaliga HS (HS FFF)	\$89,000,000	6/14/2018
HRMS New School	\$40,279,258	10/25/2019
Cyclical Capital Projects (4)	<u>\$222,283</u>	Misc. Dates
TOTAL	\$231,004,791	



MAES Comprehensive

6

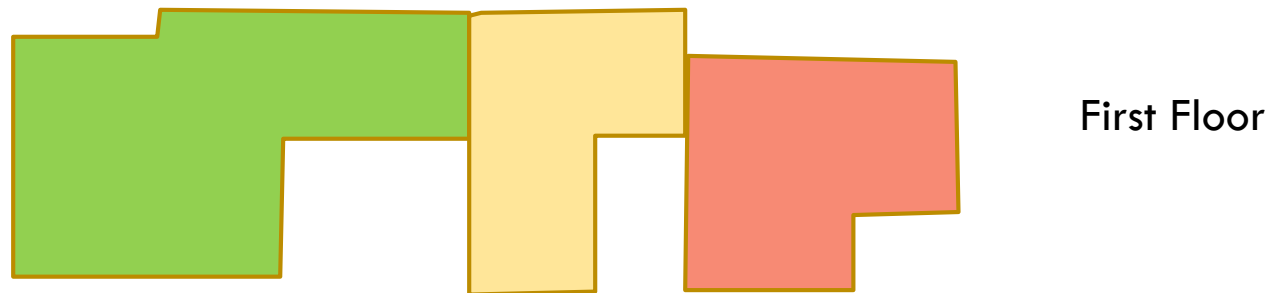





MAES, Move-in Plan

Move-In Preparations, Building 1

<u>Area</u>	<u>FF&E Waiver</u>	<u>IT Install</u>	<u>FF&E Delivery</u>
1A	Feb 6	Feb 6	Feb 19
1B	Feb 6	Feb 6	Feb 19
1C	Feb 19	Feb 19	Feb 21
1D	March 1	March 1	March 4
1E	March 1	March 1	March 4





NeoCity Academy

8





Harmony Middle School

9





DJMS Comprehensive

10





DJMS Phasing Plan

11

In Design

Const. NTP Anticipated on 10-8-18

Phase 1a – July 2019 (Substantial)

Admin, Gym and CEP

Phase 1b – December 2019 (Substantial)

New Main Bldg.

Phase 2 – August 2019 (Substantial)

Music and ESE

Phase 3 – December 2019 (Substantial)

Bldg. 200/300 Connector and ESE

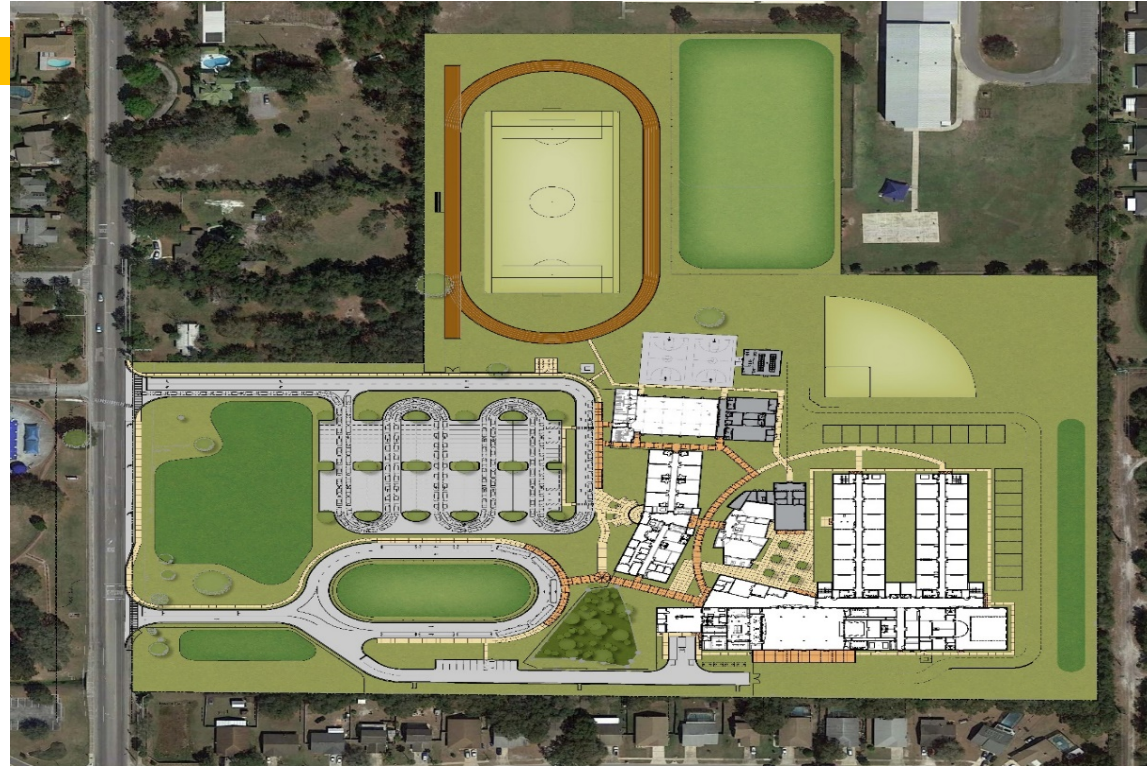
Phase 4 – July 2020 (Project Substantial)

Demo and Site Amenities

1,408 Student Stations

169,826 SF – 29 Acres

Construction Cost: \$33.5M

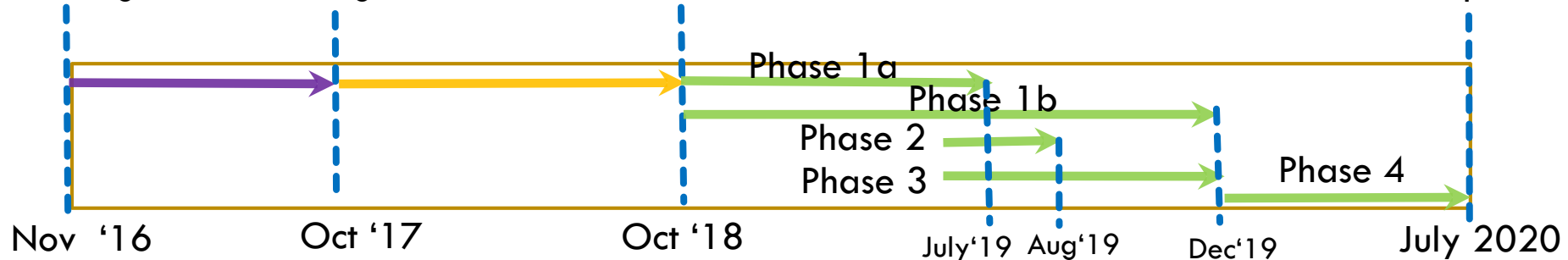


Planning

Design

Construction

Substantial Completion





SCMS Comprehensive

12





Business Advisory Board Comments and Discussion

13

From Good to Great: Building a Legacy



Osceola Association of Realtors®
Four Year Sales and Inventory History 2015 - 2019
 Compiled from Monthly Sales and Inventory Reports

Month	Monthly Sales	Average List Price	Average Sale Price	% Diff Sell/List	Avg DOM	Current Inventory	Months Inventory
2/1/2015	490	162,507	155,864	96%	88	4,034	8.2
3/1/2015	634	180,674	174,986	97%	87	4,047	6.4
4/1/2015	614	179,877	174,998	97%	94	3,997	6.5
5/1/2015	631	173,156	166,959	96%	81	3,998	6.3
6/1/2015	694	184,857	177,233	96%	81	4,038	5.8
7/1/2015	637	179,127	171,664	96%	79	3,987	6.3
8/1/2015	665	183,523	177,401	97%	88	3,931	5.9
9/1/2015	615	186,612	178,760	96%	78	3,882	6.3
10/1/2015	606	176,601	170,456	97%	85	3,763	6.2
11/1/2015	479	181,348	175,402	97%	80	3,803	7.9
12/1/2015	553	186,947	181,011	97%	75	3,716	6.7
1/1/2016	402	180,820	171,495	95%	92	3,577	8.9
2/1/2016	471	189,405	182,435	96%	88	3,672	7.8
3/1/2016	535	186,879	180,499	97%	88	3,604	6.7
4/1/2016	663	191,528	185,315	97%	86	3,504	5.3
5/1/2016	663	195,302	188,413	96%	76	3,437	5.2
6/1/2016	615	199,536	190,261	95%	82	3,501	5.7
7/1/2016	597	189,953	183,442	97%	80	3,421	5.7
8/1/2016	631	203,035	192,787	95%	82	3,450	5.5
9/1/2016	580	190,151	183,856	97%	79	3,518	6.1
10/1/2016	516	200,682	192,644	96%	73	3,409	6.6
11/1/2016	516	198,367	190,464	96%	76	3,410	6.6
12/1/2016	568	199,585	192,613	97%	76	3,286	5.8
1/1/2017	430	198,662	189,822	96%	77	3,223	7.5
2/1/2017	489	195,701	189,366	97%	83	3,158	6.5
3/1/2017	628	212,628	205,395	97%	77	3,110	5.0
4/1/2017	598	213,445	205,462	96%	77	3,038	5.1
5/1/2017	688	209,293	202,944	97%	67	3,016	4.4
6/1/2017	681	222,956	213,659	96%	75	3,076	4.5
7/1/2017	587	212,807	204,666	96%	72	2,980	5.1
8/1/2017	591	213,702	204,935	96%	66	2,998	5.1
9/1/2017	438	220,263	211,639	96%	67	2,839	6.5
10/1/2017	515	206,822	199,025	96%	75	2,726	5.3
11/1/2017	538	228,935	220,727	96%	85	2,654	4.9
12/1/2017	530	222,902	216,499	97%	81	2,485	4.7
1/1/2018	454	217,444	210,128	97%	69	2,368	5.2
2/1/2018	455	220,855	213,480	97%	80	2,229	4.9
3/1/2018	599	228,184	220,004	96%	69	2,068	3.5
4/1/2018	628	226,400	219,237	97%	72	2,054	3.3
5/1/2018	677	238,229	231,177	97%	62	1,978	2.9
6/1/2018	682	238,697	232,540	97%	58	2,000	2.9
7/1/2018	599	232,601	225,220	97%	56	1,986	3.3
8/1/2018	672	233,582	225,747	97%	64	2,037	3.0
9/1/2018	551	238,609	231,701	97%	57	2,038	3.7
10/1/2018	644	232,512	226,769	98%	56	2,154	3.3
11/1/2018	508	234,896	227,527	97%	57	2,147	4.2
12/1/2018	498	242,592	235,183	97%	61	2,064	4.1
1/1/2019	385	224,620	213,912	95%	63	2,192	5.7